

How to plant trees with



CanopyBloomington

Contact

Community partners and Canopy should be in contact four to six months in advance. If you are interested in a tree planting, you can contact us through emailing forester@canopybloomington.org or filling out a form on our website: <https://www.canopybloomington.org>. CanopyBloomington does a limited number of plantings per year and will prioritize planting locations based on our priority map, requests for plantings are not guaranteed.



Initial Meeting

The community partners and the forestry director meet to discuss preferred locations of the trees and sign a tree agreement.



Utility Locates

The forestry director arranges for utility locations in the proposed areas.



Site visit

The community partners and the forestry director meet to discuss the final planting locations and species selection.



Final Approval

The community partners approves the final map created by the forestry director and the planting date is set.



Planting Day

The community partners are expected to provide about a 1:1 ratio of volunteers to trees. Bluestone will deliver trees and mulch to the planting site on the day of planting. Canopy will coordinate all details with the sites prior to the planting.

Day of the Planting



Deliveries

Bluestone will deliver the trees and mulch the day of the planting. Canopy Bloomington's forester will arrive at the site 1-2 hours before the scheduled time to receive the trees, move them to the correct planting areas and set up for the planting.

Planting Demonstration

We'll demonstrate on how to properly plant a tree:

1. Dig the hole for the tree
2. How to place the tree in ground
3. Add mulch correctly around the tree
4. Add tree gators, cages, and stakes if necessary



Planting

Depending on the amount of volunteers and number of trees, the planting will take about 1-3 hours. Some volunteers should expect to lift about 30 pounds, handle tools such as shovels and pruners, and get their hands dirty! Canopy will provide all tools and materials for the planting.

Additional Resources

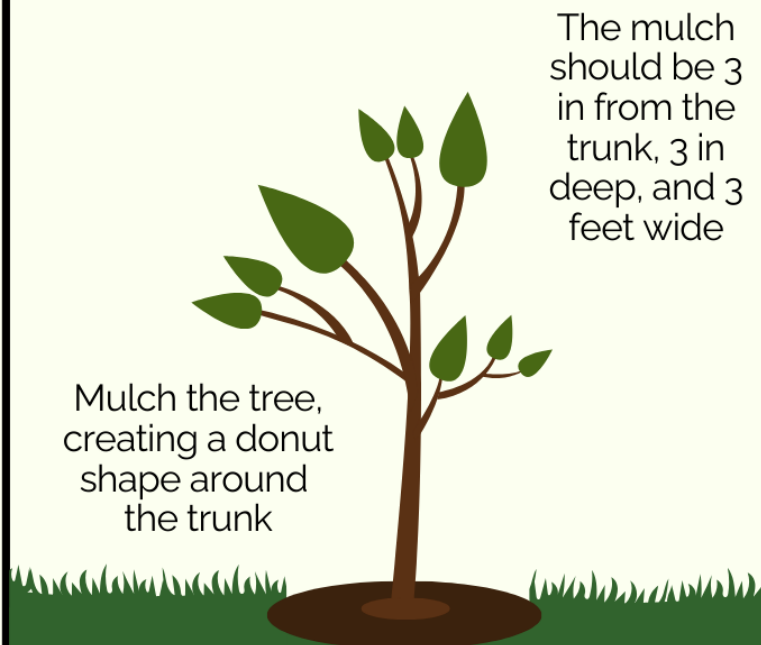
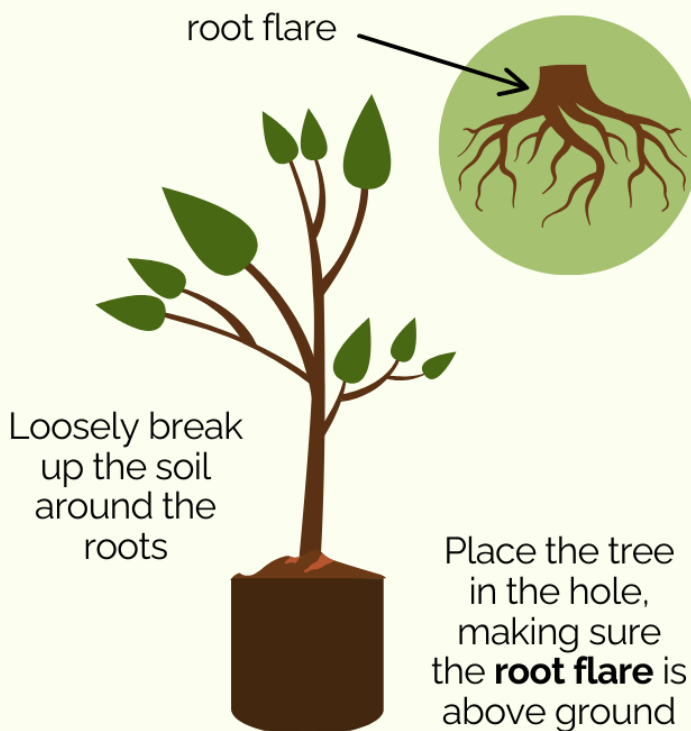
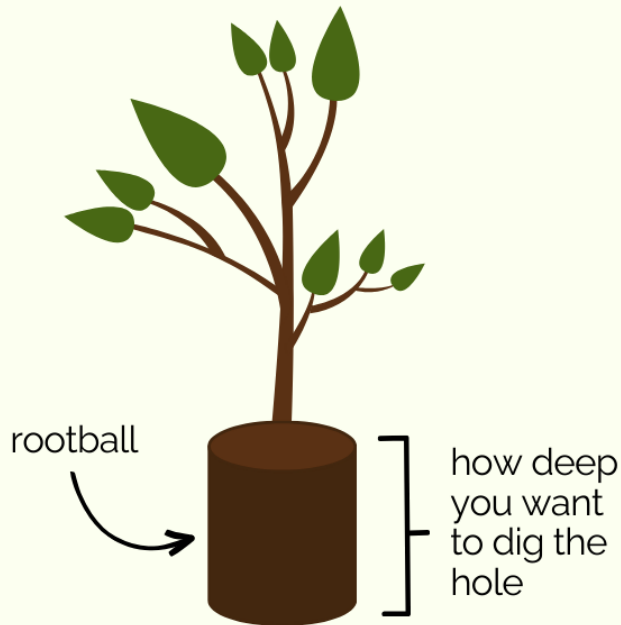
Please see our tree care guide for any questions on how to take care of your trees once they are in the ground.

For more details visit our resources page at <https://www.canopybloomington.org/> or contact our urban forester at forester@canopybloomington.org



CanopyBloomington
CULTIVATING A COMMUNITY-POWERED URBAN FOREST

How to Correctly Plant a Tree with CanopyBloomington



CanopyBloomington

CULTIVATING A COMMUNITY-POWERED URBAN FOREST